

3-Minute Thesis Competition 2023

Megan Brewer, PhD

GR Development Advisor (STEMM)

Jen Rowland, PhD

Senior Lecturer, Researcher Development and Training
FMHHS Faculty Director - Master of Research

"Science is not
finished until it's
communicated"

Sir Mark Walport
(former UK Government
Chief Scientific Advisor)



Graduate Research Academy
Lincoln Bldg, 16 Wally's Walk, Level 2

What is the 3MT?



What's a “three minute thesis”?

an **engaging** & dynamic talk

on your thesis topic and its **significance**

in **three minutes**

in **language** appropriate to an intelligent but **non-specialist audience**

<http://threeminutethesis.org>

3MT is a professional international competition which was developed by the University of Queensland in 2008.

What's the aim?




To build your capacity to **explain research** to a non-specialist audience and **consolidate your ideas** & discoveries

To **promote higher degree research** within university and wider communities

What's in it for me?

- Skills
- Portfolio piece
- Fame & fortune



a spotlight
interview on
[2SER radio](#)
for all MQ
finalists

MQ Final Prizes

- **Winner: \$1000**
- **Second Place: \$500**
- **Third Place: \$250**
- **People's Choice: \$250**

Who can enter?



check with faculty or dept/school

Can enter	Cannot enter
Anyone currently enrolled in a PhD or MPhil (MPhil candidates can progress to MQ Uni finals, but not to Asia-Pacific 3MT competition)	MRes candidates Those enrolled in a <i>professional</i> doctorate by coursework (ie less than 2/3 research)
HDR candidates at time of <i>first</i> 3MT heat, regardless of status change by Asia Pacific event date (16 Sept)	HDR <i>graduates</i> at time of first heat HDR candidates who have not yet passed Confirmation of Candidature by first heat
	For finals, those who have not won their preceding heats

What are the rules?



✓ Dos	✗ Don'ts
Stay within 3 minutes	Go overtime (or too far undertime)
Use one static slide	Use more than one slide
Speak on <i>your</i> research project	Include animation on your slide
Stay in the frame for the whole talk	Use any other media (sound/video files)
Film continuously for the 3 minutes (no cuts or other angles)	Use any props, eg costumes, instruments, samples, models, equipment, other people
[Memorise your talk]	Deliver your talk as a song, poem, rap, role play

What am I judged on?



Comprehension and content

- Presentation provided clear background and significance to the research question.
- Presentation provided clear positionality* of the presenter to the research and research approach.
- Presentation clearly described the research strategy/design and the results/findings of the research.
- Presentation clearly described the conclusions, outcomes and impact of the research.

Engagement and communication

- The oration was delivered clearly, and the language was appropriate for a non-specialist audience.
- The PowerPoint slide was well-defined and enhanced the presentation.
- The presenter conveyed enthusiasm for their research and captured and maintained the audience's attention.

Positionality

the disclosure of how someone identifies (race/gender/class), their experiences, their privileges etc and **how those things exert influence** on their research

What proportion of the presentation might focus on positionality?



- It should not be the main focus of the presentation
- A scene setting/disclosure element usually towards the beginning
- When and where will depend on the flow of the presentation

Positionality

- What are my goals as a researcher, particularly in regards to the study/paper in question?
- What/who has shaped my processes of selecting (and not selecting) the research field, participants, methods, terms, data, literature, etc.?
- How are my choices tied to who I am, what I know, what I have access to, and what I believe in?
- How may my choices differ from the ones of a reader/colleague who belongs to a different social, cultural, or disciplinary group? What do they need to know about me so they can relate to my choices?

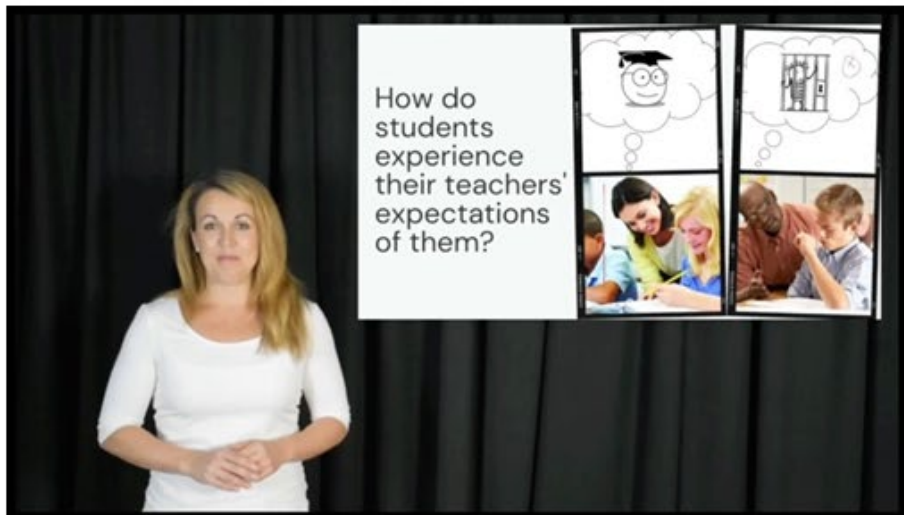
Additional considerations


- 3MT remains VIRTUAL!!



Video submission only
(no live presentations before an audience)

GESTURE BACKGROUND LIGHTING SLIDE SIZE **AUDIO**





Lights, camera

V Note: Competitors *will not* be judged on video/recording quality or editing capabilities (optional inclusions). Judging will focus on the presentation, ability to communicate research to a non-specialist audience, and 3MT PowerPoint slide.

Equipment:

- ✓ Video camera/ smart phone
- ✓ Tripod / camera mount (not a person!)
- ✓ Video editing software

Location:

- ✓ Indoor room
- ✓ plain background

Lighting:

- ✓ position light source *in front* of you
- ✓ natural light is better than artificial
- ✓ avoid dark shadows

Eye contact:

- ✓ position the camera at eye level
- ✓ look directly into the camera
- ✓ memorise your talk

Audio:

- ✓ eliminate background noise
- ✓ eliminate echo/reverb with soft furnishings
- ✓ a continuous 3 minute take: no sound edits or breaks
- ✓ if using a lapel mic, test levels and potential interference
- ✓ speak clearly and with passion

Visuals:

- ✓ Remain in focus at all times
- ✓ Stand and deliver (half of torso showing)
- ✓ No props, costumes, busy or virtual backgrounds, animations

Video formats and requirements

Top right: e.g. [Ruby Stevens](#)



Cut to: e.g. [Hamid Yahyaei](#)

OR



- Film in the horizontal, ie, landscape orientation
- Film on a plain background
- Film from a static position and from one camera angle
- Insert the MQ 3MT **title slide** at the beginning (for 3-5 s)
- Insert **your 3MT PowerPoint slide** (top right corner/cut to): use video editing software for this, eg [OpenShot video editor](#), [kapwing](#) (has watermark)

For step-by-step instructions, go to the [Virtual 3MT Competitor Guide](#) or [Manual](#) or watch these [Editing Video Tutorials](#)

Title Slide



Name

Department

Faculty

3MT Title

Fill out your details and then save as a .jpg image file to upload into your video

<https://students.mq.edu.au/study/graduate-research/3-minute-thesis-competition>

Submitting your entry

You need to submit:

- your video as a **vimeo** link
- your two slides (title slide and 3MT slide)

To get a vimeo link:

1. Create a **free** vimeo account at vimeo.com
2. Upload your video
3. Give your video a title: Name_3MT Title
 - eg *JulietLum_TomatoesHelpWriters*
4. Enter the details of your video
5. Vimeo will assign a link (URL) to your video.

Key dates for 3MT 2022

Video submission **faculty** heat deadlines:

FSE: Friday 11 August

FMHHS: Thursday 24 August*

FoA: Wednesday 23 August*

MQBS: Friday 18 August

Talk to your school/dept
Directors of Research
Training if you want to
enter

31 Aug

- Faculties each submit (up to) 3 finalists to MQ 3MT Finals

7 Sep

- Screening of Finalists' video submissions
- Audience vote for People's Choice Winner
- MQ 2023 3MT Winner announced live!

15 Sep

- 2023 Virtual Asia-Pacific 3MT video submission deadline

18 Oct

- 2023 Virtual Asia-Pacific 3MT Competition
- People's Choice Vote and Winners announced!

* TBC

3MT or VYT feedback and practice

Book a personalised feedback or discussion session on your 3MT or VYT presentation with a Graduate Research Development Advisor:



Dr Francesca Mataraga (HASS)
francesca.mataraga@mq.edu.au



Dr Frank Song (HASS)
frank.song@mq.edu.au



Dr Chris Bilsland (Professional Development)
christine.bilsland@mq.edu.au



Dr Megan Brewer (STEMM)
megan.brewer@mq.edu.au

Away 29 June – 21 July

GRD Team Email
gr.development@mq.edu.au



MACQUARIE
University

Good luck!

Megan Brewer, PhD

Graduate Research Development Advisor
(STEMM)

Graduate Research Academy

megan.brewer@mq.edu.au